

*Streaming Sports LIVE Everywhere*

**AthletesGoLive**   
REVOLUTIONIZING RECRUITING

# *Team Onboarding*

---

**ONE CHANCE. ONE MOMENT. CAPTURE IT.**


# TEAM SETUP-INITIAL SETUP

Setting up your Team Profile can be done from web or mobile app, but initial setup is recommended from web

Make sure we have the correct age group

Set your season dates

**Team Profile**

  Restricted Access  Unrestricted Access [What's the difference?](#)

[Remove Team Logo](#)

Team Name: Mystics-16U Smith

Organization Name: Mystics

Box Score Name: Mystics-14U Smith

Graduation Years: 2025,2026

Alliance Fastpitch Team


Pocket Radar Email: Pocket Radar Email


Website: mystics.com


**Team Segment**


Club/Travel Team

**Social Media Links**









Age Group: 16U

Country: United States

State: Connecticut

City: Westport

Select Season Date Range

Start Date: 08/15/2022

End Date: 08/14/2023

Discount Code: AGL2000

AthletesGoLived: AGL000118

[Back](#) [Save](#)

If you have a pocket Radar Account and want to link it to your AthletesGoLive account this is where you can add it

Add your social media

# TEAM ADMINS AND OFFICIAL SCOREKEEPER

## IMPORTANT

Who is the person you have delegated to do the scoring and streaming for your team?

*We call them your “Official Scorekeeper.”*

1. Add your Official Scorekeeper as a Team Admin and designate them as the Official Scorekeeper

NOTE: When you add Official Scorekeeper, they will receive an automated email with everything they need to score and stream your games

**Team Profile** Edit Profile

**Mystics-16U Smith - 16U**

**Mystics**

Team Segment: **Club/Travel Team**

AthletesGoLive Id: **AGL000118**

Graduation Year Roster: **2024,2025**

**Washington ,Connecticut,United States**

Season Date: **08/15/2022 to 08/14/2023**

Unrestricted Access

Facebook Twitter Instagram LinkedIn

<http://mystics.com>

**Official Scorer/Streamer** + Add

Name:

Email:

Phone:

Coaches Team Members Team Admin

**Team Admins** + Add Team Admin

Full Name	Email	Phone Number		
Megan Smith	mystics@agl.com	(598) 520-2000		
streaming	streaming@agl000118.com			
scoring	scoring@agl000118.com			
Joe Smith	joe@agl.com	(203) 555-5000		

Adding your Coaching staff is not required, but recommended. When college coaches view your team account it would give them access to coach's contact info

You can add up to two additional admins on your account.

IF YOU NEED OFFICIAL SCOREKEEPER TRAINING INFO NOW, CLICK LINK BELOW

[Official Scorekeeper Training Info](#)

# TEAM SETUP-ADD YOUR ROSTER

**Team Members**

**+ Import Team Roster**

Add your Team Members to your Roster. (You can do from the Web or from the Mobile App)

**Bulk Team Member**

Please download the sample template file and add team members information in it. Upload the same file below.

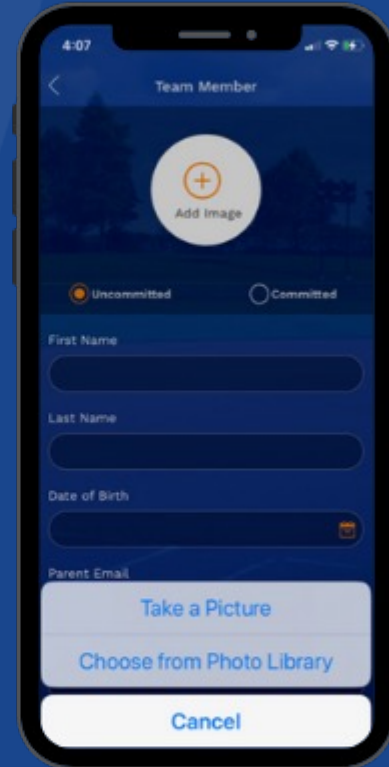
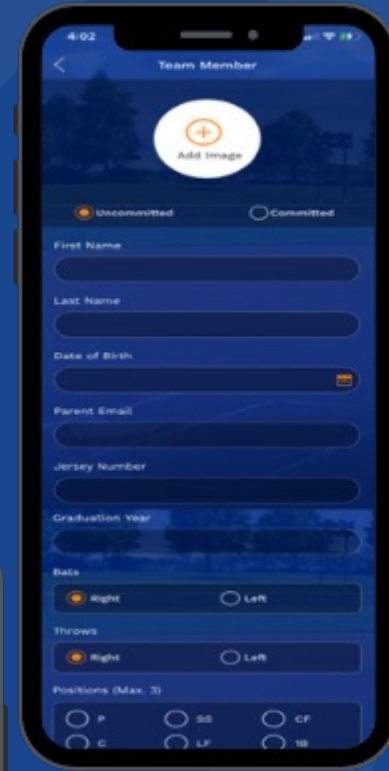
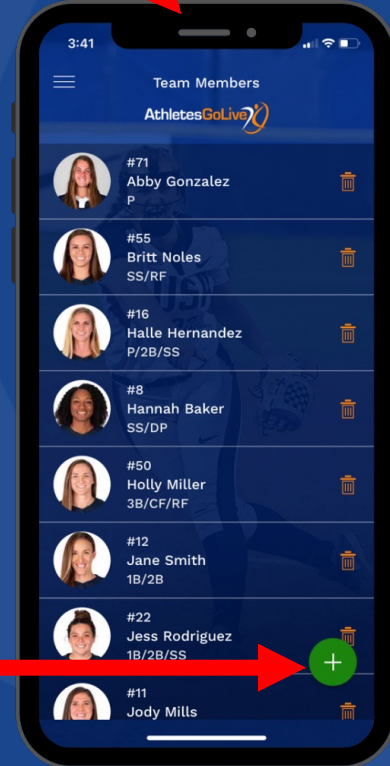
**File format**

Upload File

Choose File No file chosen **Submit**

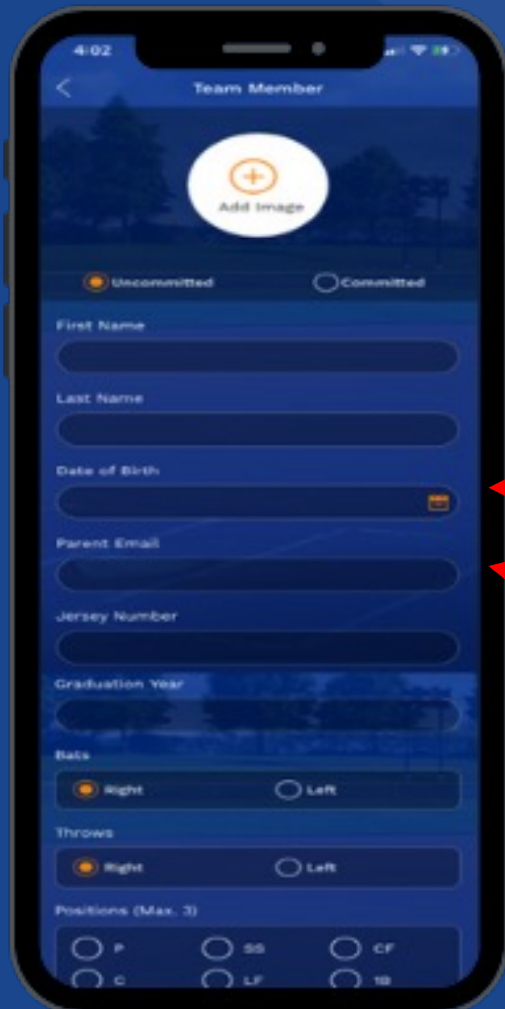
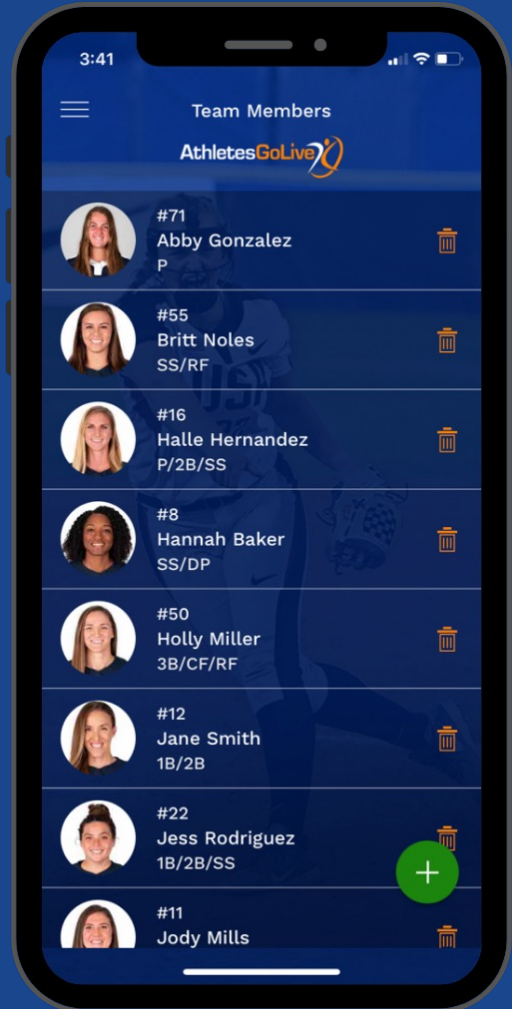
From the web, we do have a bulk upload option but be sure to use our file format

From the Web or Mobile App on the menu bar select Add Team Members



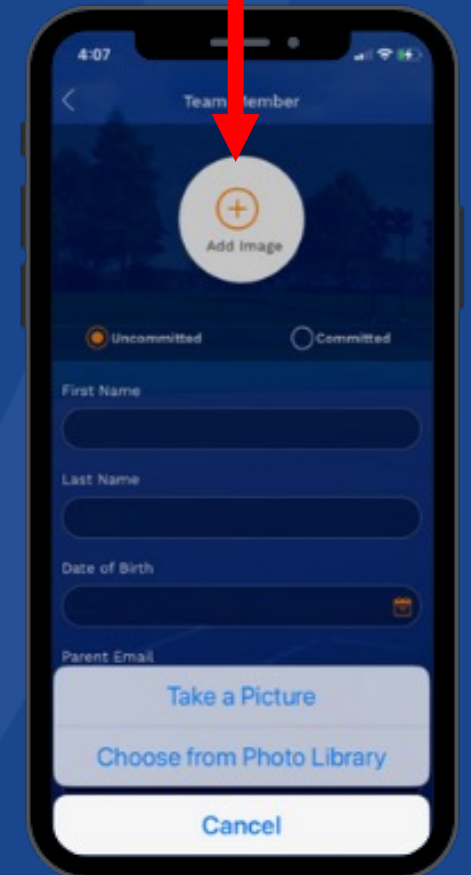
# TEAM SETUP-ADD YOUR ROSTER

Make sure to add photos of your players. If you don't have its very easy to add from the mobile app by taking a picture. (College Coaches can see them, they appear on leaderboard and player spotlights.)



Date of Birth is not a required field

Parent Email is important because we email instructions on how to set up their fan and athlete account.





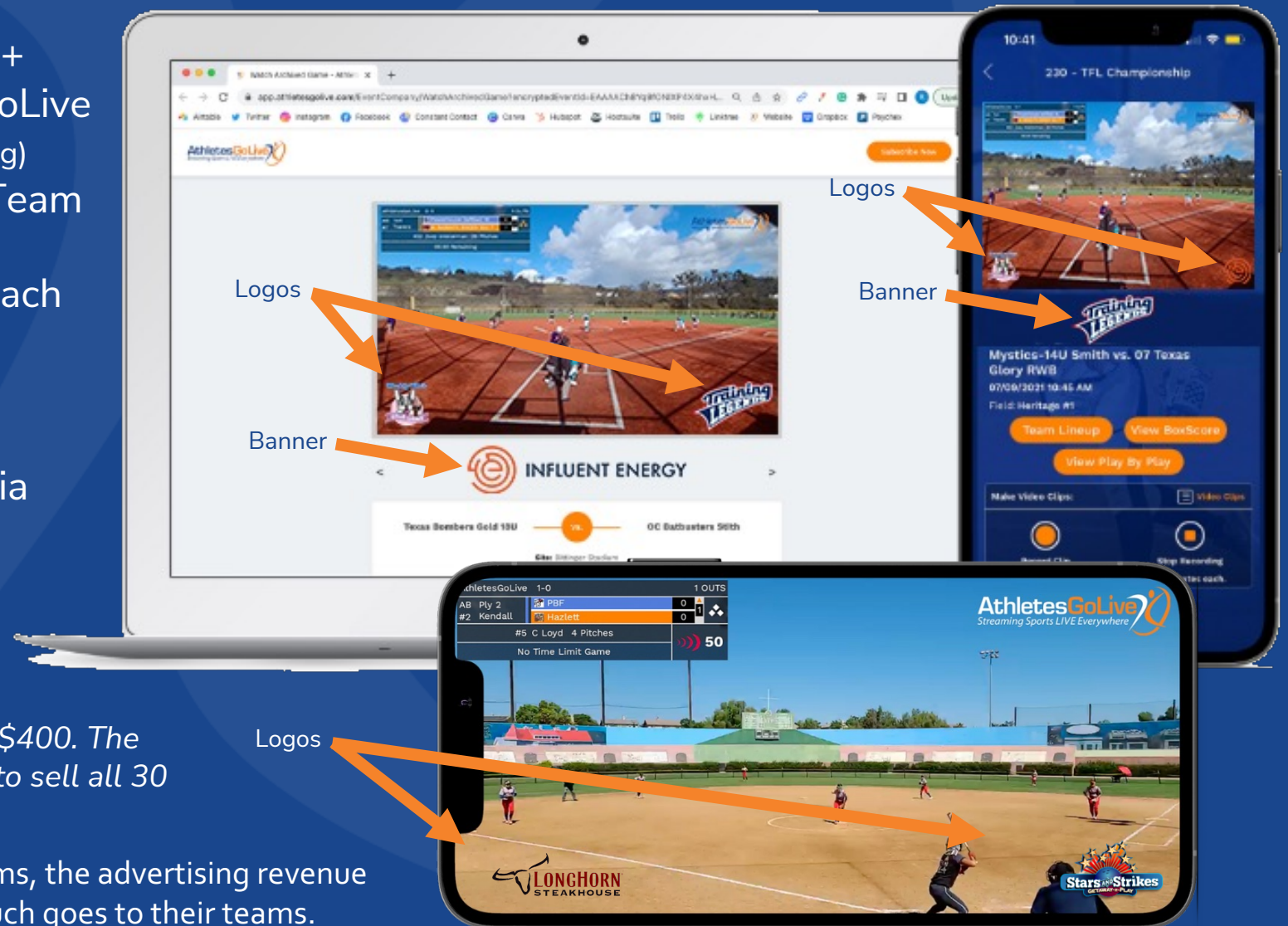
# ADVERTISING REVENUE

## HOW IT WORKS

- Each team gets:
  - 30 advertising slots to sell at \$400+
  - Revenue is \$8,400 after AthletesGoLive fee. (Team receives 70% of gross advertising)
  - All Advertising revenue is paid to Team on a monthly basis.
  - Advertising rotates on-screen for each game throughout your season
    - All Live Games
    - All Archived Games
    - All Clips Posted to Social Media
- Advertising options include:
  - Logo Bug
  - Banners

*NOTE: Team may sell advertising slots for more than \$400. The minimum price per slot is \$300. Team is not required to sell all 30 of their advertising slots.*

*\*If organization purchases subscription for all their teams, the advertising revenue is paid to the organization, and they determine how much goes to their teams.*



# TEAM ADVERTISING PORTAL

## “4 Easy Steps”

### Step 4

There are 3 different methods by which you can send your advertising slots to potential advertisers

- 1) Send to Player-used if each player is selling their slot at a different price.
- 2) Send to all Players-used if all slots are being sold at the same price
- 3) Send to Sponsor-used if Coach on the team wants to send directly to a sponsor

### Step 2

The default price is \$400 per slot. You can Edit your price per slot to a higher price or as low as \$300 (minimum)

### Step 1

Select the “Advertising Revenue” button on your team menu to adjust your advertising settings

Advertising Revenue - AthletesGoLive

app.athletesgolive.com/Team/AdvertisingRevenue

Welcome Megan Smith

Advertising Revenue

Price: \$400 [Edit Price](#) Advertising Period: [Edit Dates](#)

[Send to Player](#) [Send to All Players](#) [Send to Sponsor\(s\)](#)

Active Expired

Player Name	Slot Amount	Start Date	End Date	Is Approved	Sponsor Info	Logo	Banner / Billboard
-------------	-------------	------------	----------	-------------	--------------	------	--------------------

### Step 3

Select and change the dates according to which seasons you'd like to sell your advertising slots for (ex. fall season, summer season, the default is a calendar year)

NOTE: When a slot is sold to an advertiser, it will be displayed on this page along with which player sold it. This feature be viewed on the web only.

# EMAIL TEMPLATE SENT TO PLAYERS

From: Athletics Mercado Tidd <support@athletesgolive.com>

Subject: Athletics Mercado Tidd Fundraiser-Amy Brown

We are now offering an Advertising Fundraiser to help raise money for our team. You can now sell advertising sponsor packages to businesses! This advertising package offers the ability for the sponsor to purchase a logo and a banner which will appear on screen during your live streamed games, archived games and video clips posted to social media.

To sell packages copy email template below and email or text to business or , simply download the pdf and take it out to potential businesses. [Advertising PDF\(Download\)](#)

Subject Template: **Athletics Mercado Tidd Fundraiser-Amy Brown**

Email Template

**My team, Athletics Mercado Tidd and our streaming partner, AthletesGoLive, are offering you a unique opportunity to advertise your company on screen at all games that we live stream over the course of our season. Your company logo and advertising banner will rotate on screen during our live streamed games, archived games and video clips posted to social media for everyone to view. We really would appreciate your support and believe this will expand the recognition of your company and clearly indicate your support and relationship with Athletics Mercado Tidd.**

**Purchasing your package is easy, just click the following link [Purchase Advertising Landing Page](#), fill out your company information, provide your company artwork and pay with a credit card.**

**Upon completion of the transaction, you will receive an email confirmation and receipt for your purchase. If you have any questions about this program, please contact me, [support@athletesgolive.com](mailto:support@athletesgolive.com).**

**Have a great day!**

**Amy Brown**

This is the email sent to your Players

This is the recommended Subject of the email when players send to advertisers

This is the recommended Body of the email. Players can just copy and paste this into an email to advertisers



# PURCHASE PAGE FOR ADVERTISERS

When an advertiser opens the link, this is where they are taken to view benefits, how it works, and what advertisers get

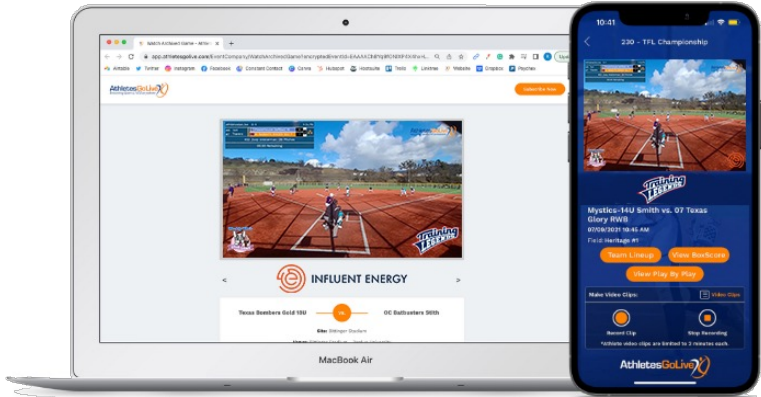
**HELP SUPPORT YOUR LOCAL TEAM AND GROW YOUR BRAND AT THE SAME TIME**

Our advertising model is simple. Purchase an advertising slot to showcase your brand during your local team's games all season long! Your company's billboard and logo will rotate on-screen during each game played this season. All advertisements are visible during both live and archived games, along with any clips from games that are shared to social media.

**Support A Local Team**  
This advertising slot works as a fundraiser for your local youth team

**Grow Your Brand**  
Display your company's custom on-screen logos and banners

**Ease of Use**  
Follow the simple steps below to begin your advertising journey



**PRICING FOR EACH ADVERTISING SLOT IS \$400 FOR THE SEASON**

## GET STARTED:

### Step 1: Fill out the form.

Advertiser fills out their info

First Name

Last Name

Email Address

Phone Number

Sports Type  
Baseball

Team  
Mystics Baseball Academy-Smith (AGL007617)

Season Start Date  
04/05/2023

Season End Date  
04/05/2024

### Step 2:

Drop in the logos that you would like to advertise.

#### UPLOAD REQUIREMENTS:

- No photos larger than 5MB
- High quality photo (i.e. PNG or JPEG) with a transparent background

Advertiser uploads logo and banner

+ Add Logo image

+ Add Banner / Billboard image

SUBMIT MY AD

### Step 3:

Submit your payment.

Advertiser pays

Total Amount: \$400

Card number  
1234 1234 1234 1234

Expiration  
MM / YY

Country  
United States

CVC  
CVC

ZIP  
90210

PAY

Advertisers will view the price based on what it is set as

# IMPORTANT INFORMATION

---

1. Your Official Scorekeeper will receive an automated email when you add them to your account. This email will give them all the training and information needed to know how to score and stream. Here is the link [Official Scorekeeper Training Info](#). I recommend you also send to them.
2. You will still have to provide them with the scoring and streaming credentials for your team. They are located on the home screen when you log into the mobile app. The temporary password is abc (all lowercase).
3. If you need this person to also do the team setup for you then you will need to make them a Team Admin as well.
4. All your Parents will also receive an automated email with all the features they will receive and a QuickStart guide on how to setup and use. Here is the link [Premium+ Features and Benefits](#). I recommend you also send to them.

If you need anything do not hesitate to contact me directly at [onboarding@athletesgolive.com](mailto:onboarding@athletesgolive.com). Thank you and welcome to the AthletesGoLive.